

Montezuma Inspire Coalition: 2020 Community Data Snapshot

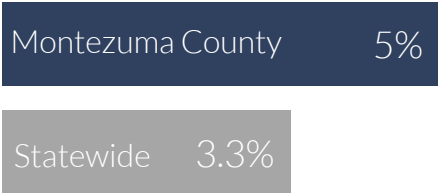
The mission of the Montezuma County Inspire Coalition (MIC) is for “youth of all ages and backgrounds in Montezuma County to respect, care for and enjoy themselves, their communities and the natural world. By encouraging them to share these values with their family, friends and across generations, we seek to build an inclusive, strong, healthy and resilient community and economy.” MIC aims to serve “every kid in every zip” through improving physical sites to increase outdoor activity, and through programming such as standards-aligned outdoor curriculum programs and field trips in school districts across the county, afterschool activities, summer programs, and family activities.

MIC continuously monitors available local data to better understand community needs, assets, and barriers to outdoor activity. This ongoing monitoring, along with program evaluation efforts, informs MIC’s development of effective strategies and needed program refinements across coalition partners.

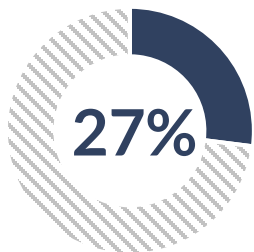
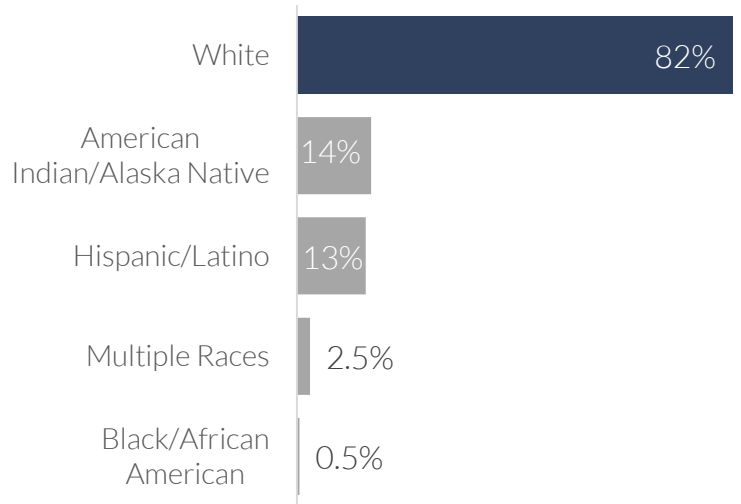
This document provides an up-to-date snapshot of key community indicators including: 1) general demographic information and community descriptors; 2) key youth indicators related to behavioral health, education and wellness; and 3) community data related to programming, education and outdoor activity.



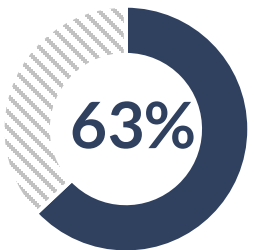
Unemployment Rate²



The majority of the population in Montezuma County is white⁴



Have a bachelor's degree or higher¹



Of eligible community members are enrolled in SNAP³

Individuals who identify with more than one race selected multiple options, causing the sum of percentages to surpass 100%.

Montezuma County Youth

6,000

Population under 18¹

2,000

Population 18-24¹

60%

Eligible for Free and Reduced Lunch⁵

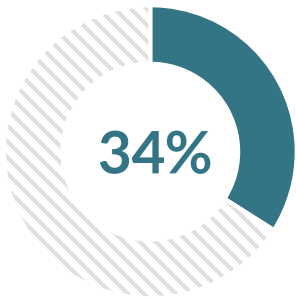
Child Poverty Rate²



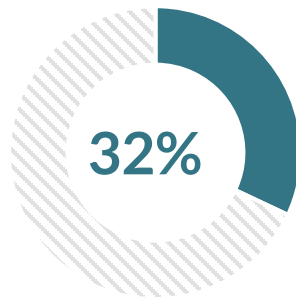
Children under 18 Living in Single-Family Homes⁵



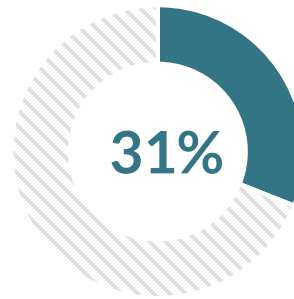
Key Youth Behavioral Health Indicators¹



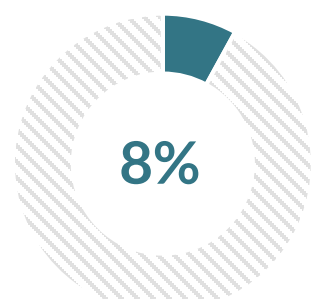
Teen birth rate



Felt sad or hopeless for two weeks or more in the past 12 months



Had at least one alcoholic beverage in the past 30 days

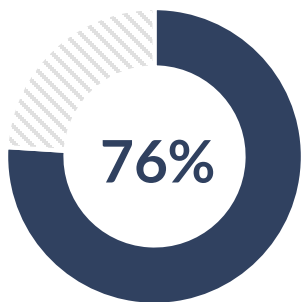


Had attempted suicide in the past 12 months

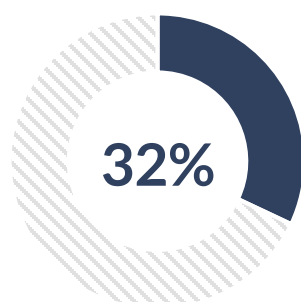
650:1

per capita mental health provider ratio

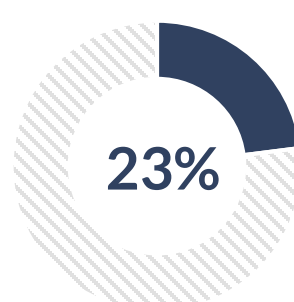
Key Youth Education Indicators



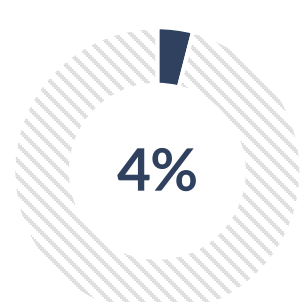
Feel school work is often or almost important and meaningful¹



Fourth grade students not reading at grade level¹



Skipped a whole day of school in the past month¹



High school dropout rate (highest quartile in state)⁵

Additional Education-Related Data

Community Perspectives on a 4-day school week

The possibility of a shift to a 4-day school week in Montezuma County has many potential implications for youth and their involvement in outdoor activity outside of school hours. The Colorado Department of Education conducted a survey in 2019 to gather community member perspectives about this change.⁷

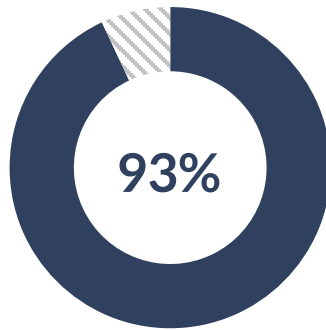
80-90%

Popularity Rate
among districts that
have implemented a
4-day week

Community members surveyed favor:

- Increased time for **family activities**
- Increased **teacher recruitment and retention**
- 20% reduction in **transportation costs**

A survey conducted in 2020 by RESCHOOL Colorado of parents across the state reported a high level of family trust in school and non-profit activities for youth. This is an important indicator of support for MIC efforts as programming is adapted and expanded to address gaps created by the new 4-day school week.



Of families trust school activities run by school or non-profits⁸



Key Youth Health and Wellness Indicators

The 2017 Healthy Kids Colorado Survey (Southwest region) includes a number of items related to general youth wellness and physical activity.⁹



37%

could walk, ride, or skateboard to school and 16% actually do



45%

have three or more hours of screen time on an average school day compared to 52% statewide



49%

ate vegetables once or more in the past week compared to 44% statewide



62%

played on one or more sports teams in the past year compared to 61% statewide

Barriers to Outdoor Activity for Youth

RESCHOOL Colorado's statewide parent survey indicate several barriers to outdoor programs:²

1/2

of parents surveyed find it 'hard' or 'very hard' to find affordable outdoor programs, or outdoor programs that include scholarships



68%

of parents surveyed felt summer and school breaks were the hardest time to find things for kids to do



Community Programs and Perspectives on Outdoor Activity

Survey results highlighted below are from a Montezuma County Community Values Survey and the 2019 Statewide Comprehensive Outdoor Recreation Plan (SCORP) Report about recreation and conservation.

Top Rated Activities



Skateboarding¹⁰




Gardening, farming, and ranching¹⁰



Walking, hiking, and backpacking⁶



Fishing⁶



Family activities at the park¹⁰



Road biking for transportation¹⁰

~90%⁶

want to get outside to recreate and spend time with their family and friends

Barriers to Outdoor Recreation



- Access to transportation causes low enrollment and participation rates in programming for low income families.¹



- Need transportation to Cortez for higher participation rates¹




- Cost of activity and equipment¹⁰
- Limited access to the outdoors⁶
- Lack of free time and other people to recreate with¹⁰

Montezuma County reported being most dissatisfied with access to road biking as a means of transportation to school and work¹⁰

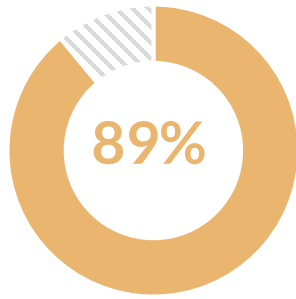


School to Farm Program Survey

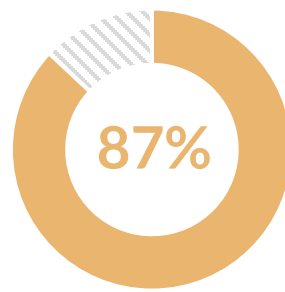
The School to Farm program provides integrated, hands-on school garden classes and conducted a survey in 2020 with involved youth, parents, school teachers and administration.¹¹



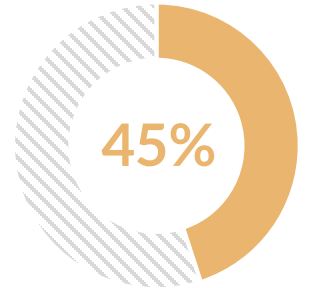
Admin said garden spaces **positively impacted** school infrastructure



Kids are **eager to share** their garden work with parents



Teachers said **garden space** improved their school's learning environment



Parents said the program greatly improved their child's **learning experience**

Southwest Conservation Corps (SCC) Youth Programs Survey

SCC, a Pathways Program of MIC, provides paid summer youth programming in Southwest Colorado. Students participate in a wide variety of hands-on conservation work in their communities. A 2019 post-season survey of program participants indicated that the program provides meaningful opportunities and experiences in addition to the conservation and technical skills. Results showed that program involvement increased community engagement, leadership experience and teamwork, and provided a safe and supportive environment that increased confidence of members.¹²

Over **90%** involved in the program stated the SCC was making a positive impact on the land and provided them with training and skills that are beneficial for employment.



More than **2/3** involved would be interested in doing more projects or volunteer work.

More than **86%** felt SCC was a physically and emotionally safe space.

Montezuma Inspire Coalition (MIC)

MIC surveyed children, youth and adults in 2016 about how they like to get outdoors.



69-88% of respondents reporting wanting to spend more time outdoors.



References

1. *Montezuma Inspire Coalition GOCO Inspire Initiative: Implementation Grant*. Cortez, CO: GOCO Inspire Initiative; 2017:27-PA-62.
2. County Health Rankings and Roadmaps. (2020). Retrieved April 15, 2020, from <https://www.countyhealthrankings.org/app/colorado/2020/rankings/montezuma/county/outcomes/overall/snapshot>
3. Hunger Free Colorado. <https://www.hungerfreecolorado.org/impact-reports/>. Published 2020. Accessed April 27, 2020.
4. County Population by Characteristics: 2010-2018. United States Census Bureau. <https://www.census.gov/data/tables/time-series/demo/popest/2010s-counties-detail.html>.
5. The Annie E. Casey Foundation Kids Count Data Center. <https://datacenter.kidscount.org/data#CO/5/0/char/0>. Published 2020. Accessed April 5, 2020
6. *The 2019 Statewide Comprehensive Outdoor Recreation Plan*. ColoradoScorp.org; 2019:1-161.
7. *The Four-Day School Week Information Manual*. Denver, CO : Colorado Department of Education; 2019:2-7.
8. *Colorado Survey Results: Families and Out of School Time*. Reschool Colorado; 2020:1-2.
9. 2017 Healthy Kids Colorado Survey Results. Colorado Department of Public Health and Environment. <https://www.colorado.gov/pacific/cdphe/healthy-kids-colorado-survey-data-tables-and-reports>. Published June 1, 2018. Accessed April 10, 2020.
10. *Community Values Graphs and Feedback*. Cortez, CO: Montezuma County
11. *Montezuma School to Farm Project Community Survey Report*. Montezuma School to Farm Project; 2020:1-27.
12. *SCC 2019 Survey Monkey Responses*. Southwest Conservation Corps; 2019:1-5.